



# 18Gbps 5 by 1 HDMI Switcher

iSwitch S501



## User Manual

VER 1.0

[www.infobitav.com](http://www.infobitav.com)    [inf@infobitav.com](mailto:inf@infobitav.com)

## Thank you for purchasing this product

For optimum performance and safety, please read these instructions carefully before connecting, operating or adjusting this product. Please keep this manual for future reference.

## Surge protection device recommended

This product contains sensitive electrical components that may be damaged by electrical spikes, surges, electric shock, lighting strikes, etc. Use of surge protection systems is highly recommended in order to protect and extend the life of your equipment.

## Table of Contents

1. Introduction.....	1
2. Features.....	1
3. Package Contents.....	1
4. Specifications.....	2
5. Operation Controls and Functions.....	3
6. Remote Control.....	4
7. Application Example.....	5

## 1. Introduction

The 18Gbps 5 by 1 HDMI Switcher can switch any of 5 HDMI sources to 1 HDMI display. Supported video resolution is up to 4K2K@50/60Hz YCbCr 4:4:4. The product supports HDR, HDR10, Dolby Vision and HLG. It supports all 3D video formats. The product has low power consumption. It can also be controlled by the panel button and remote control.

## 2. Features

- ☆ HDCP 2.2/1.x and DVI 1.0 compliant
- ☆ Support 18Gbps video bandwidth
- ☆ HDR, HDR10, Dolby Vision and HLG are supported
- ☆ Support video resolution up to 4K2K@50/60Hz YCbCr 4:4:4
- ☆ Support 3D video format
- ☆ Low power consumption
- ☆ Support IR remote control and panel button control
- ☆ Compact design for easy and flexible installation

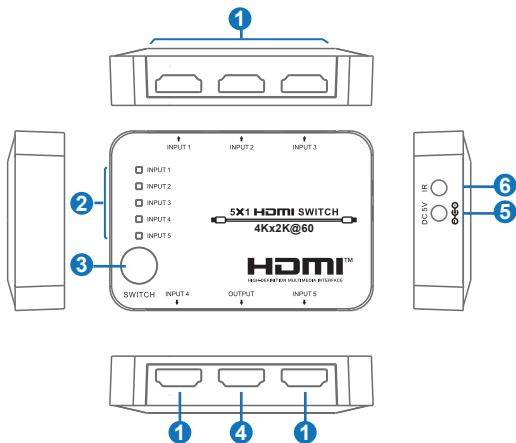
## 3. Package Contents

- ① 1× HDMI 5×1 Switcher
- ② 1× IR Receiver Cable
- ③ 1× 5V USB Power Cable
- ④ 1× Remote Control
- ⑤ 1× User Manual

## 4. Specifications


<b>Technical</b>	
HDCP Compliance	HDCP 2.2/1.x
Video Bandwidth	18Gbps
Video Resolution	Up to 4k2k@60Hz
Color Depth	8-bit (4K60Hz)
Color Space	RGB, YCbCr 4:4:4 / 4:2:2. YUV 4:4:4
HDMI Audio Formats	PCM2.0/5.1/7.1CH, Dolby 5.1, DTS 5.1, Dolby True HD, DTS-HD Master Audio
ESD Protection	Human body model—±8kV (Air-gap discharge) & ±4kV (Contact discharge)
<b>Connection</b>	
Input Ports	5×HDMI Type A (19-pin female) 1×IR IN [3.5mm Stereo Mini-jack]
Output Ports	1×HDMI Type A (19-pin female)
<b>Mechanical</b>	
Housing	Plastic Enclosure
Silkscreen Color	Black
Dimensions	87mm (W) × 59.5mm (D) × 19mm (H)
Weight	60g
Power Supply	Input: DC 5V/1A
Power Consumption	1.5W
Operation Temperature	0°C ~ 40°C / 32°F ~ 104°F
Storage Temperature	-20°C ~ 60°C / -4°F ~ 140°F
Relative Humidity	20~90% RH (non-condensing)

## 5. Operation Controls and Functions




No.	Name	Function Description
1	HDMI INPUT (1/2/3/4/5)	Connect to HDMI source devices such as DVD player or PS3 with HDMI cable.
2	INPUT 1/2/3/4/5 LED	The corresponding LED will illuminate when the HDMI input port connects an active source device.
3	SWITCH button	Press this button to switch HDMI source signal for the HDMI OUTPUT.
4	HDMI OUTPUT	Connect to one HDMI display device such as HDTV or Monitor with an HDMI cable.
5	DC 5V	DC 5V power input interface.
6	IR IN	Connect IR Receiver cable to receive the remote control signal.

## 6. Remote Control



**IN1/IN2/IN3/IN4/IN5:** Press IN1/IN2/IN3/IN4/IN5 button to switch HDMI source signal to output display, and the corresponding LED will illuminate.

 : Press this button to cyclically select input source to output display.

## 7. Application Example

