



iWall 109

4K 1×9 Video Wall Controller

www.infobitav.com info@infobitav.com

Introduction

The 4K 3x3 video wall controller, support 1 HDMI input and 9 HDMI outputs, the main function is to divide a complete HD image signal into 9 blocks and assign to 9 video display units (such as rear projection unit, LCD, etc.), complete with 9 HDMI high-definition video display units to form a large dynamic image screen.

As a video wall controller, it displays a single complete picture with HD multiple splicing modes, compose a video wall perfectly without any control software, plug and play, easy to operate.

It was widely used in occasion of advertising screen, restaurant, teaching, etc..



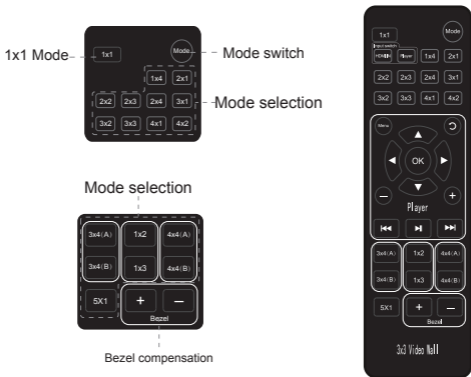
Features

- * Support HDMI input;
- * Support 9 HDMI outputs;
- * Support multiple splicing modes, easy to operate, plug and play;
- * Support 8/10/12 bit deep color;
- * Support IR control.

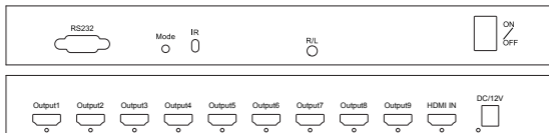
Specifications

HDMI input resolution	the highest support 3840x2160/30Hz
HDMI output resolution	the highest support 1920x1080/60Hz
Support audio format	stereo
Input cable length	≤8m AWG26 HDMI standard cable
Output cable length	≤10M,AWG26 HDMI standard cable
Max working current	1.6 A
Power adapter specifications	input AC (50HZ, 60HZ) 100V-240V Output 12V DC/3A
Operating Temperature range	(-10℃ ~ +45℃)
Dimension (L x W x H)	305x185x35(mm)
Weight	1747g

Remote control:



Physical interface diagram



Ports	Function description.
RS232	RS232 port, video wall controller serial port connection.
Mode	Splicing mode button.
IR	Infrared receiving window, for receiving order of remote control.
R/L	3.5mm headphone Jack, analog audio stereo output.
ON/OFF	Power switch.
Output1-9	Video wall controller HDMI signal output port, Steady green light indicates that the video wall controller and the displays are successfully connected.
HDMI IN	For external HDMI video signal source input.
DC/12V	DC 12V power port, for connect with 12V/3A power adaptor.

Common splicing mode



1x1



1x2



1x3



1x4



2x1



2x2



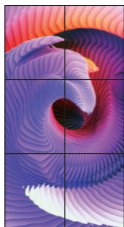
2x3



2x4



3x1




3x2



3x3




4x1



4x2

CONNECTION DIAGRAM



Application scene



Outdoor video wall



Shopping mall video wall



Monitor room

Package include

- 1: 4K 3x3 video wall controller
- 2: Remote controller

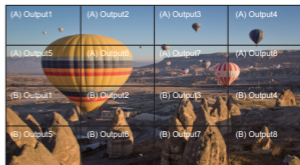
1PCS
1PCS

- 3: 12V DC power adaptor 1PCS
- 4: User's manual 1PCS

Attachment: The product can be cascaded with two sets to complete 3X4 and 4X4 modes
 (Using remote control to set.)



3x4



4x4

Note: Using remote control to set the splicing mode:

3X4 mode: video wall controller A chooses 3x4(A);
 video wall controller B chooses 3x4(B);

4X4 mode: video wall controller A chooses 4x4(A);
 video wall controller B chooses 4x4(B);

