



## iTrans WP70B

18Gbps HDBaseT 70M with USB-C/HDMI & KVM  
Wall Plate Extender

(US 1-Gang, Rx included)



User Manual

VER 1.1

[www.infobitav.com](http://www.infobitav.com) [info@infobitav.com](mailto:info@infobitav.com)

## Thank you for purchasing this product

For optimum performance and safety, please read these instructions carefully before connecting, operating or adjusting this product. Please keep this manual for future reference.

## Surge protection device recommended

This product contains sensitive electrical components that may be damaged by electrical spikes, surges, electric shock, lightning strikes, etc. Use of surge protection systems is highly recommended in order to protect and extend the life of your equipment.

## Table of Contents

1. Introduction.....	1
2. Features.....	1
3. Package Contents.....	1
4. Specifications.....	2
5. Product Dimensions.....	3
6. Operation Controls and Functions.....	4
6.1 Transmitter Panel.....	4
6.2 Receiver Panel.....	5
7. Application Example.....	6

## 1. Introduction

The wall plate is a 2x1 switcher and HDBaseT transmitter with HDMI and USB-C input. It features a US one-gang enclosure for Decora-style wall plate openings with interchangeable black and white wall plates and faceplates. The USB-C input provides an ideal AV interface for connecting with new Apple notebooks and Windows® PCs as well as smartphones and tablets. Support video resolution up to 4K@60Hz 4:4:4. The product is remotely powered by the receiver or other HDBaseT-equipped devices via POE.

## 2. Features

- ☆ Compliant with HDMI 2.0b, HDCP 2.2 and DisplayPort 1.2a
- ☆ Support 18Gbps video bandwidth
- ☆ Video resolution up to 4K@60Hz 4:4:4
- ☆ HDBaseT output can extend video transmission distance up to 230ft / 70m for 1080P or 131ft / 40m for 4K via a single CAT6/6a/7 cable
- ☆ Support HDR10 and HDR10+
- ☆ Audio formats support Dolby Atmos, TrueHD, Digital+, Digital; DTS X, HD Master Audio, HD High Resolution Audio, 5.1; PCM 2-8Ch
- ☆ Support HDMI and USB-C input
- ☆ US one-gang enclosure for Decora-style wall plate openings
- ☆ Input signal selection supports automatic mode and manual mode
- ☆ USB2.0 extension with Receiver
- ☆ Support POE function (only from Receiver to Transmitter)
- ☆ With USB-C charging port
- ☆ Available in white color

## 3. Package Contents

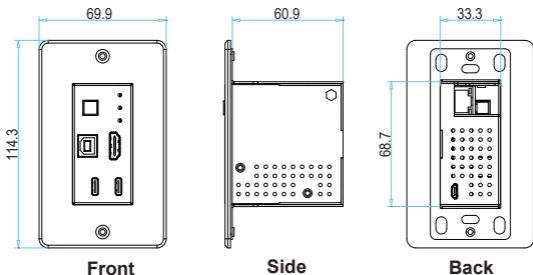
- ① 1× 18Gbps HDBaseT 70M with USB-C/HDMI & KVM Function Wall Plate Transmitter
- ② 1× User Manual

## 4. Specifications

Technical	
HDMI Compliance	HDMI 2.0b, DisplayPort 1.2a
HDCP Compliance	HDCP 2.2
Video Bandwidth	18 Gbps
Video Resolution	4096×2160@24/25/30/50/60Hz, 3840×2160@24/25/30/50/60Hz, 2048x1080p, 1080p@23.98/24/25/29.97/30/50/59.94/60Hz, 1080i@50/59.94/60Hz, 720p@50/59.94/60Hz, 576p, 576i, 480p, 480i
Color Space	RGB, YCbCr 4:4:4, YCbCr 4:2:2, YUV 4:2:0
Color Depth	8/10/12-bit
HDR	HDR10, HDR10+
HDMI Audio Formats	Dolby Atmos, TrueHD, Digital+, Digital; DTS X, HD Master Audio, HD High Resolution Audio, 5.1; PCM 2-8Ch
Transmission Distance	Max distance (1080p) : 230ft / 70m over CAT6/6a/7 Max distance (4K): 131ft / 40m over CAT6/6a/7
ESD Protection	Human body model — ±8kV (Air-gap discharge) & ±4kV (Contact discharge)
Connection	
Transmitter	Inputs: 1x HDMI Type A [19-pin female] 1x USB-C Outputs: 1x HDBaseT Out [RJ45, 8-pin female] 1x USB-C (only for charging) Control: 1x USB-B [Micro USB, Update port]
Receiver	Inputs: 1x HDMI IN [Type A, 19-pin female] 1x HDBaseT IN [RJ45, 8-pin female] Outputs: 1x HDMI OUT [Type A, 19-pin female] 1x AUDIO OUT [Phoenix jack] Control: 2x USB [USB A TYPE] 1x FW [Micro USB, Update port]

Mechanical	
Housing	Metal Enclosure
Color	White
Dimensions	Wall plate: 33.3mm [W] x 65.7mm [D] x 68.7mm [H] Faceplate: 69.9mm [W] x 3mm [D] x 114.3mm [H] Receiver: 200mm [W] x 98mm [D] x 23mm [H]
Weight	Wall plate: 196g, Receiver: 511g
Power Supply	POE (only from Receiver to Transmitter)
Power Consumption	Wall plate: 9W (Max), Receiver: 11W (Max)
Operating Temperature	32 - 104°F / 0 - 40°C
Storage Temperature	-4 - 140°F / -20 - 60°C
Relative Humidity	20 - 90% RH (no condensation)

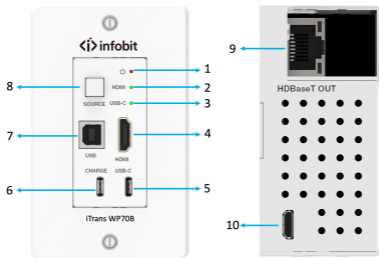
## 5. Product Dimensions



Unit: mm

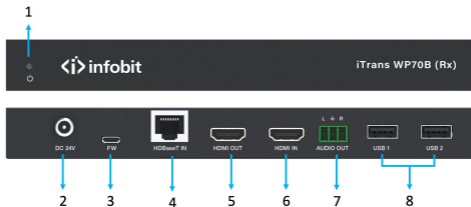
## 6. Operation Controls and Functions

### 6.1 Transmitter Panel



No.	Name	Function Description
1	Power LED	The power LED indicator will illuminate in green when the product is powered on, and red when the product is on standby.
2	HDMI LED	When the HDMI input port is active and the HDMI signal is detected, the green LED will be on.
3	USB-C LED	When the USB-C input port is active and USB-C signal is detected, the green LED will be on.
4	HDMI port	HDMI input port, connect to HDMI source device.
5	USB-C port	(1) USB-C signal input port. (2) Charging port for devices with USB-C port.
6	CHARGE port	Connect this port to power supply, then the USB-C port will power the connected device.
7	USB-B port	Connect to the computer's USB port.
8	SOURCE button	Used to switch HDMI / USB-C input signal.
9	HDBaseT OUT	Connect to the HDBaseT IN port of Receiver with a CAT6/6a/7 cable.
10	Micro-USB	Firmware update port.

## 6.2 Receiver Panel (Receiver included in package)



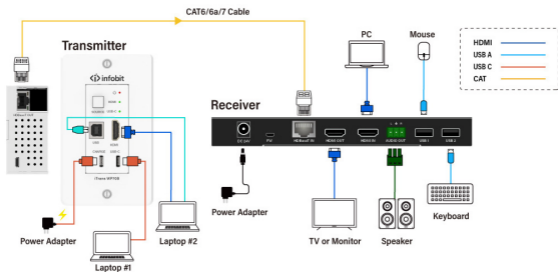
No.	Name	Function Description
1	Power LED	When the product is powered on, the red LED indicator will be on.
2	DC 24V	DC 24V power supply port.
3	FW	Firmware update port.
4	HDBaseT IN	Connect to the HDBaseT OUT port of Transmitter with a CAT6/6a/7 cable.
5	HDMI OUT	HDMI output port, connect to HDMI display device.
6	HDMI IN	HDMI input port, connect to HDMI source device.
7	AUDIO OUT	Analog audio output port.
8	USB port	Two USB ports for KVM function.

### Note:

This transmitter supports automatic/manual mode for source signal input. In manual switching mode, press the SOURCE button to select HDMI/USB-C input source.

In automatic switching mode, the last connected or the currently connected source signal will be selected automatically; When both HDMI and USB-C ports are connected to active signal, HDMI signal input is preferred; When both HDMI and USB-C ports are not connected to active signal, it will switch to the source signal of the Receiver.

## 7. Application Example



**HDMI™**  
HIGH-DEFINITION MULTIMEDIA INTERFACE

The terms HDMI and HDMI High-Definition Multimedia interface, and the HDMI Logo are trademarks or registered trademarks of HDMI Licensing LLC in the United States and other countries.